



IAS2017

9TH IAS CONFERENCE ON HIV SCIENCE
PARIS, FRANCE | 23-26 JULY 2017

Barriers to uptake of pre-exposure prophylaxis among respondents to the Flash! PrEP in Europe survey

A Bernier*, RM Delabre, V Schlegel, A Vilotitch, S Duken, R Stranz, D Rojas Castro, K Jonas



UNIVERSITEIT VAN AMSTERDAM



**Maastricht
University**

*No conflicts of interest to declare

 #IAS2017 | @IAS_Conference

Outline

- PrEP: European context
- Methodology
- Characteristics of respondents
- PrEP cascade
- Barriers
- Conclusion

PrEP: European context

- Studies have shown that PrEP is effective in preventing HIV infection among various at-risk groups
- 2015: WHO extended recommendation of PrEP to all populations most exposed to HIV infection
- 2016:
 - the European Medicines Agency authorized Truvada® to be used as PrEP in Europe
 - France was the only European country to provide and reimburse Truvada® for PrEP

Flash! PrEP in Europe



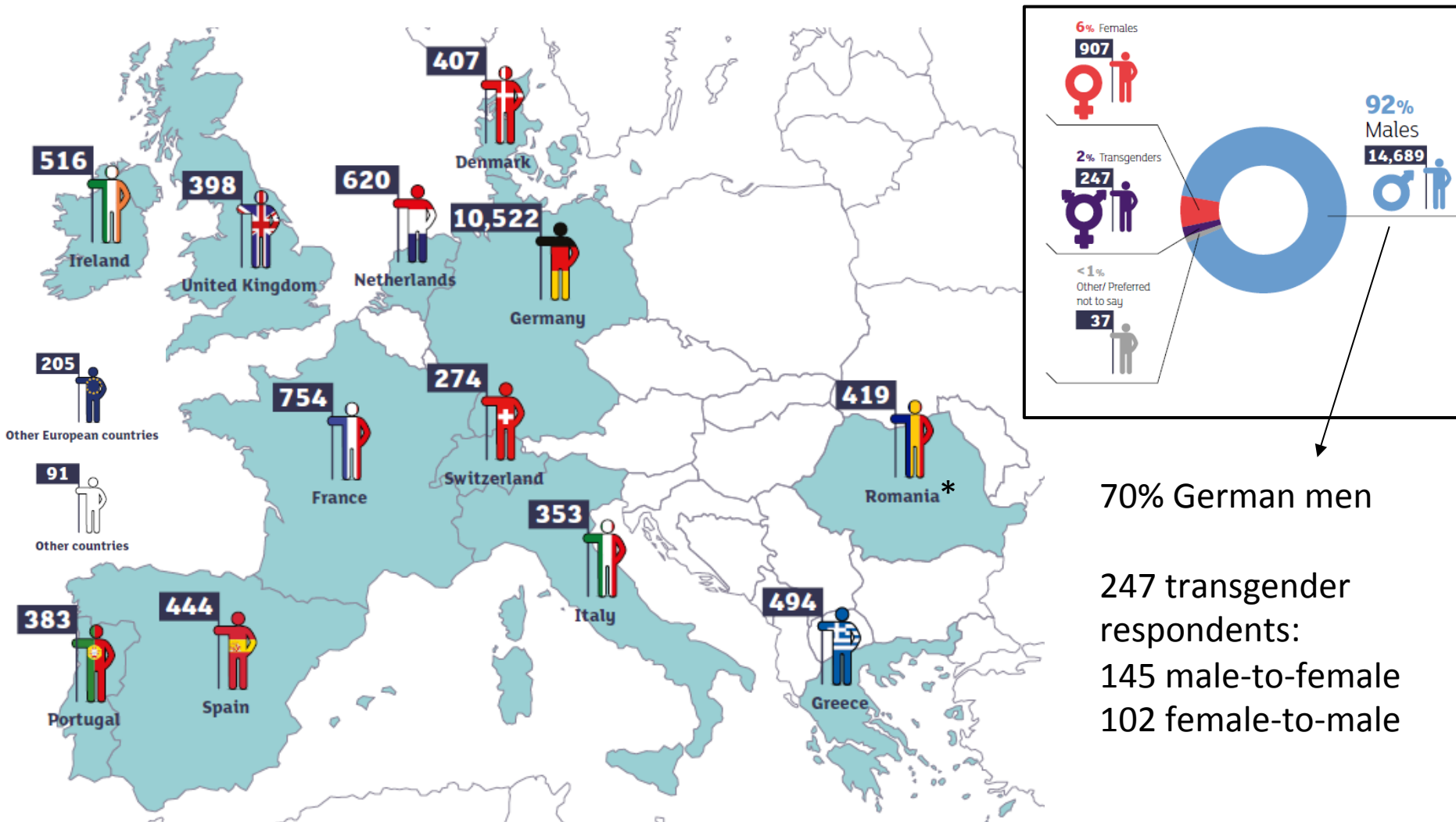
Objective: to better understand knowledge, interest to take and current use of PrEP in Europe

Community-based research approach: partnership with **17 NGOs** throughout Europe and **2 universities**

Survey available online (June-July 2016); promotion and advertising on dating apps/websites, social media, partner webpages, distribution of cards and flyers during partner outreach activities

Directed at a larger population than men who have sex with men

15,880 respondents from all over Europe



70% German men

247 transgender respondents:
145 male-to-female
102 female-to-male

* Romanian data excluded from this point forward due to translation issues

Respondents with gender information (N=15,424)

	Other Men (N=4,201)	German Men (N=10,288)	Women (N=690)	Transgender People (N=245)
Age (median[IQR])	36 [28; 45]	37 [29; 46]	30 [24; 38]	28 [22; 35]
Perception of financial situation				
Difficult	507 (12%)	579 (6%)	110 (16%)	62 (25%)
OK	2422 (58%)	4370 (43%)	450 (65%)	141 (58%)
Good	1272 (30%)	5339 (52%)	130 (19%)	42 (17%)
Education (N=13,113)				
Lower than bachelor	492 (14%)	2948 (33%)	75 (12%)	41 (22%)
Bachelor or higher	2980 (86%)	5899 (67%)	530 (88%)	148 (78%)
Main sex partner (Yes) (N=12,269)	1714 (49%)	4253 (53%)	427 (81%)	77 (50%)
Sex with men last 6 months (Yes) (N=12,278)	3365 (96%)	7893 (97%)	486 (92%)	131 (85%)
PrEP knowledge (Yes) (N=15,424)	3226 (77%)	3779 (37%)	326 (47%)	136 (56%)
PrEP interest (N=14,869)				
No (N=4,058)	927 (24%)	2665 (26%)	388 (57%)	78 (33%)
Maybe (N=4,097)	852 (22%)	3021(30%)	171 (25%)	53 (23%)
Yes (N=6,714)	2092 (54%)	4395 (44%)	125 (18%)	102 (44%)

Respondents with gender information (N=15,424)

	Other Men (N=4,201)	German Men (N=10,288)	Women (N=690)	Transgender People (N=245)
Age (median[IQR])	36 [28; 45]	37 [29; 46]	30 [24; 38]	28 [22; 35]
Perception of financial situation				
Difficult	507 (12%)	579 (6%)	110 (16%)	62 (25%)
OK	2422 (58%)	4370 (43%)	450 (65%)	141 (58%)
Good	1272 (30%)	5339 (52%)	130 (19%)	42 (17%)
Education (N=13,113)				
Lower than bachelor	492 (14%)	2948 (33%)	75 (12%)	41 (22%)
Bachelor or higher	2980 (86%)	5899 (67%)	530 (88%)	148 (78%)
Main sex partner (Yes) (N=12,269)	1714 (49%)	4253 (53%)	427 (81%)	77 (50%)
Sex with men last 6 months (Yes) (N=12,278)	3365 (96%)	7893 (97%)	486 (92%)	131 (85%)
PrEP knowledge (Yes) (N=15,424)	3226 (77%)	3779 (37%)	326 (47%)	136 (56%)
PrEP interest (N=14,869)				
No (N=4,058)	927 (24%)	2665 (26%)	388 (57%)	78 (33%)
Maybe (N=4,097)	852 (22%)	3021(30%)	171 (25%)	53 (23%)
Yes (N=6,714)	2092 (54%)	4395 (44%)	125 (18%)	102 (44%)

Respondents with gender information (N=15,424)

	Other Men (N=4,201)	German Men (N=10,288)	Women (N=690)	Transgender People (N=245)
Age (median[IQR])	36 [28; 45]	37 [29; 46]	30 [24; 38]	28 [22; 35]
Perception of financial situation				
Difficult	507 (12%)	579 (6%)	110 (16%)	62 (25%)
OK	2422 (58%)	4370 (43%)	450 (65%)	141 (58%)
Good	1272 (30%)	5339 (52%)	130 (19%)	42 (17%)
Education (N=13,113)				
Lower than bachelor	492 (14%)	2948 (33%)	75 (12%)	41 (22%)
Bachelor or higher	2980 (86%)	5899 (67%)	530 (88%)	148 (78%)
Main sex partner (Yes) (N=12,269)	1714 (49%)	4253 (53%)	427 (81%)	77 (50%)
Sex with men last 6 months (Yes) (N=12,278)	3365 (96%)	7893 (97%)	486 (92%)	131 (85%)
PrEP knowledge (Yes) (N=15,424)	3226 (77%)	3779 (37%)	326 (47%)	136 (56%)
PrEP interest (N=14,869)				
No (N=4,058)	927 (24%)	2665 (26%)	388 (57%)	78 (33%)
Maybe (N=4,097)	852 (22%)	3021(30%)	171 (25%)	53 (23%)
Yes (N=6,714)	2092 (54%)	4395 (44%)	125 (18%)	102 (44%)

Respondents with gender information (N=15,424)

	Other Men (N=4,201)	German Men (N=10,288)	Women (N=690)	Transgender People (N=245)
Age (median[IQR])	36 [28; 45]	37 [29; 46]	30 [24; 38]	28 [22; 35]
Perception of financial situation				
Difficult	507 (12%)	579 (6%)	110 (16%)	62 (25%)
OK	2422 (58%)	4370 (43%)	450 (65%)	141 (58%)
Good	1272 (30%)	5339 (52%)	130 (19%)	42 (17%)
Education (N=13,113)				
Lower than bachelor	492 (14%)	2948 (33%)	75 (12%)	41 (22%)
Bachelor or higher	2980 (86%)	5899 (67%)	530 (88%)	148 (78%)
Main sex partner (Yes) (N=12,269)	1714 (49%)	4253 (53%)	427 (81%)	77 (50%)
Sex with men last 6 months (Yes) (N=12,278)	3365 (96%)	7893 (97%)	486 (92%)	131 (85%)
PrEP knowledge (Yes) (N=15,424)	3226 (77%)	3779 (37%)	326 (47%)	136 (56%)
PrEP interest (N=14,869)				
No (N=4,058)	927 (24%)	2665 (26%)	388 (57%)	78 (33%)
Maybe (N=4,097)	852 (22%)	3021(30%)	171 (25%)	53 (23%)
Yes (N=6,714)	2092 (54%)	4395 (44%)	125 (18%)	102 (44%)

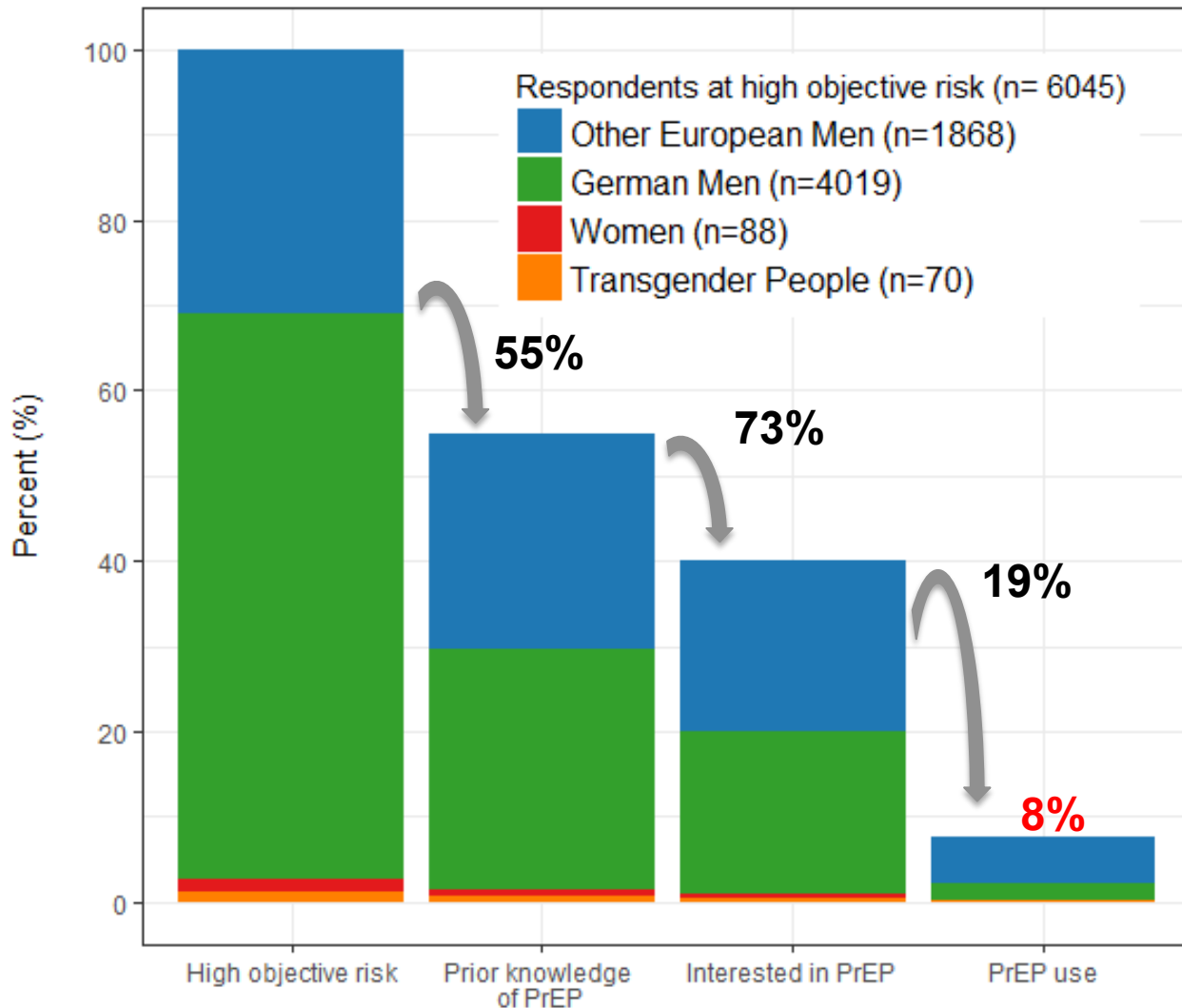
Respondents with gender information (N=15,424)

	Other Men (N=4,201)	German Men (N=10,288)	Women (N=690)	Transgender People (N=245)
Age (median[IQR])	36 [28; 45]	37 [29; 46]	30 [24; 38]	28 [22; 35]
Perception of financial situation				
Difficult	507 (12%)	579 (6%)	110 (16%)	62 (25%)
OK	2422 (58%)	4370 (43%)	450 (65%)	141 (58%)
Good	1272 (30%)	5339 (52%)	130 (19%)	42 (17%)
Education (N=13,113)				
Lower than bachelor	492 (14%)	2948 (33%)	75 (12%)	41 (22%)
Bachelor or higher	2980 (86%)	5899 (67%)	530 (88%)	148 (78%)
Main sex partner (Yes) (N=12,269)	1714 (49%)	4253 (53%)	427 (81%)	77 (50%)
Sex with men last 6 months (Yes) (N=12,278)	3365 (96%)	7893 (97%)	486 (92%)	131 (85%)
PrEP knowledge (Yes) (N=15,424)	3226 (77%)	3779 (37%)	326 (47%)	136 (56%)
PrEP interest (N=14,869)				
No (N=4,058)	927 (24%)	2665 (26%)	388 (57%)	78 (33%)
Maybe (N=4,097)	852 (22%)	3021(30%)	171 (25%)	53 (23%)
Yes (N=6,714)	2092 (54%)	4395 (44%)	125 (18%)	102 (44%)

Respondents with gender information (N=15,424)

	Other Men (N=4,201)	German Men (N=10,288)	Women (N=690)	Transgender People (N=245)
Age (median[IQR])	36 [28; 45]	37 [29; 46]	30 [24; 38]	28 [22; 35]
Perception of financial situation				
Difficult	507 (12%)	579 (6%)	110 (16%)	62 (25%)
OK	2422 (58%)	4370 (43%)	450 (65%)	141 (58%)
Good	1272 (30%)	5339 (52%)	130 (19%)	42 (17%)
Education (N=13,113)				
Lower than bachelor	492 (14%)	2948 (33%)	75 (12%)	41 (22%)
Bachelor or higher	2980 (86%)	5899 (67%)	530 (88%)	148 (78%)
Main sex partner (Yes) (N=12,269)	1714 (49%)	4253 (53%)	427 (81%)	77 (50%)
Sex with men last 6 months (Yes) (N=12,278)	3365 (96%)	7893 (97%)	486 (92%)	131 (85%)
PrEP knowledge (Yes) (N=15,424)	3226 (77%)	3779 (37%)	326 (47%)	136 (56%)
PrEP interest (N=14,869)				
No (N=4,058)	927 (24%)	2665 (26%)	388 (57%)	78 (33%)
Maybe (N=4,097)	852 (22%)	3021(30%)	171 (25%)	53 (23%)
Yes (N=6,714)	2092 (54%)	4395 (44%)	125 (18%)	102 (44%)

Barriers to PrEP uptake: where are the gaps?



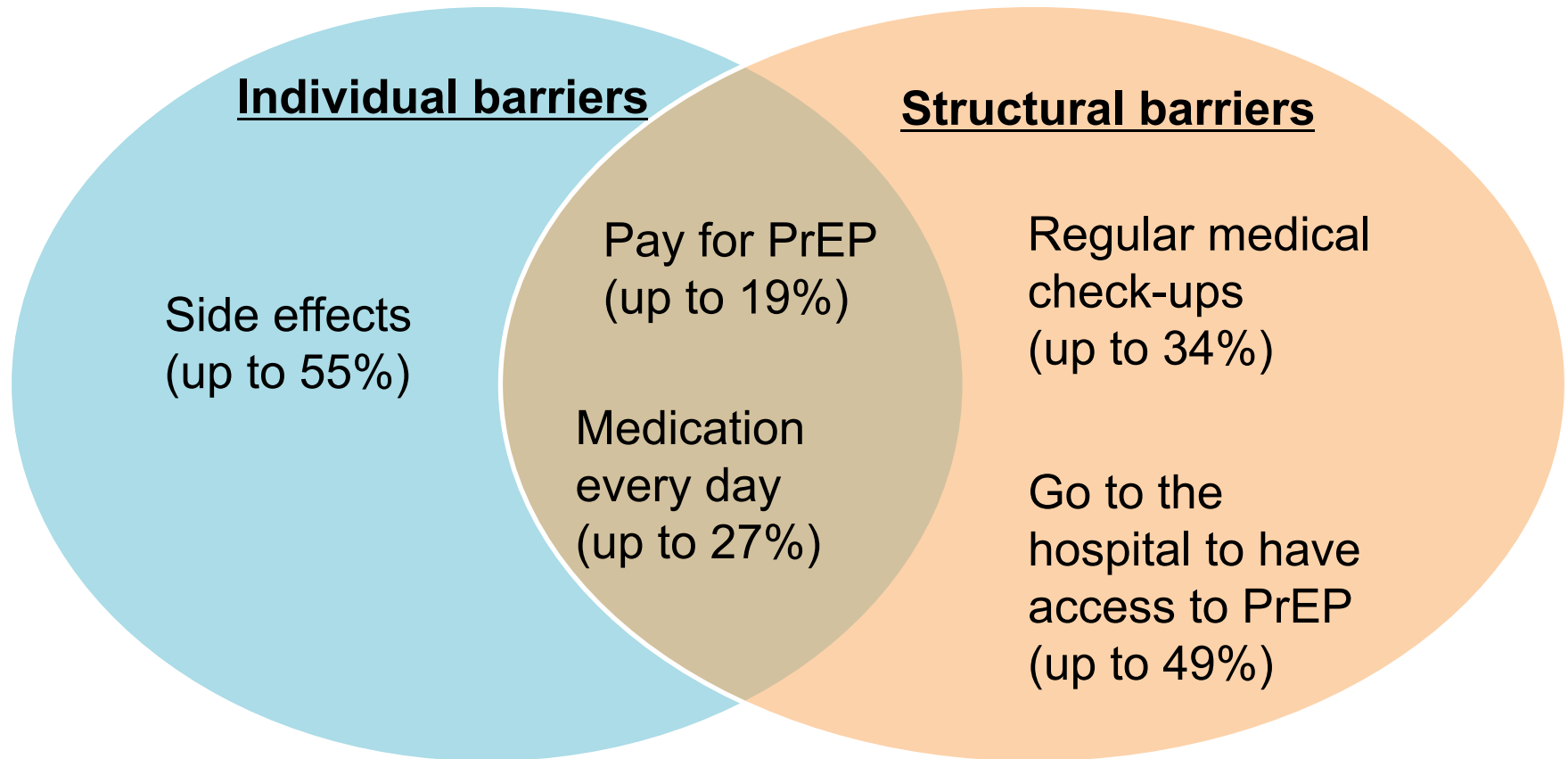
Among the **461 PrEP users**, **49%** have/had taken PrEP in the context of a PrEP study (**98% men**)

- France, UK, the Netherlands

PrEP use outside of a PrEP study:

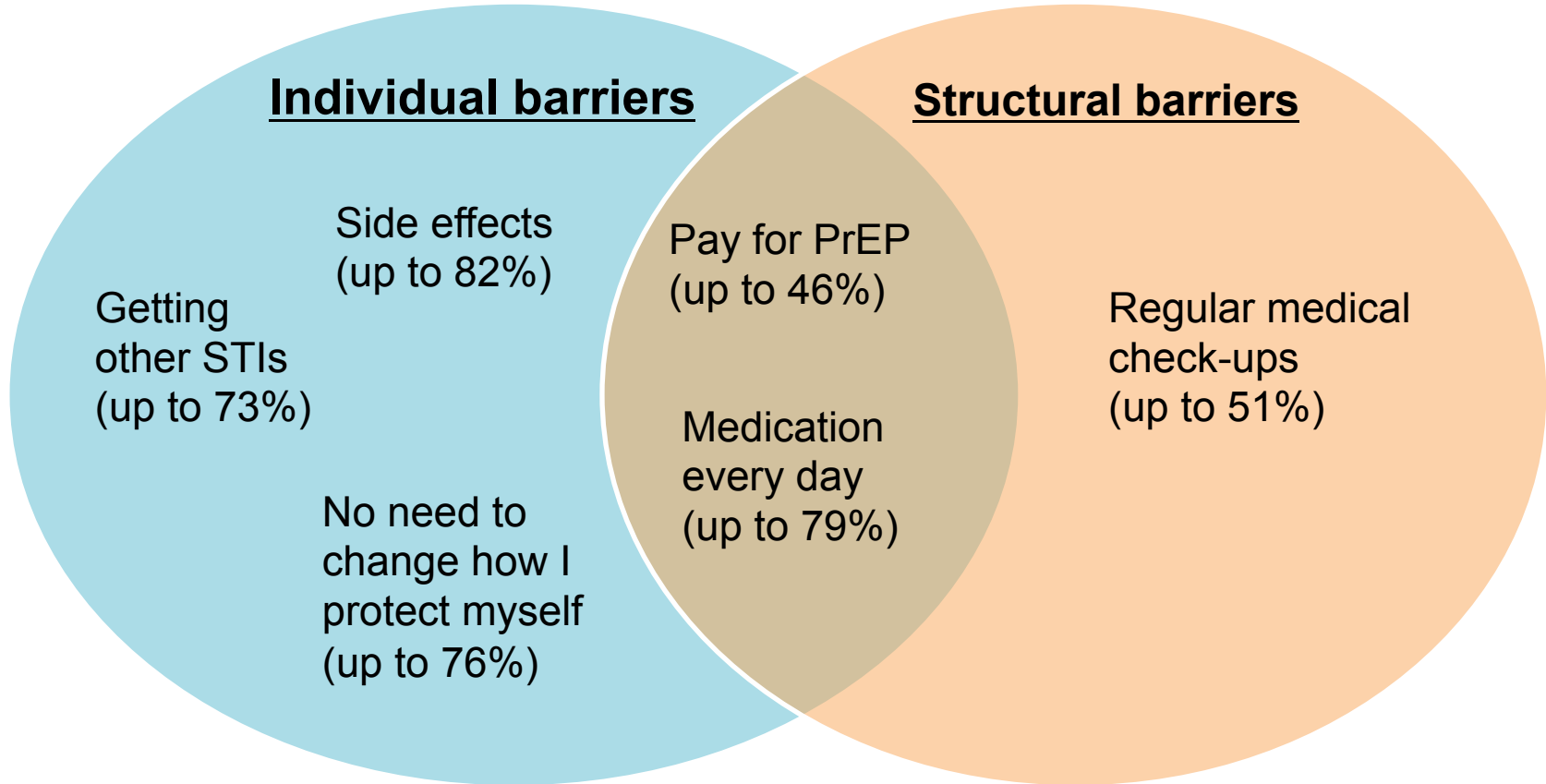
- Germany, UK
- **10% (men only)** have taken PrEP for over 1 year

Barriers among respondents potentially interested in taking PrEP (N=10,833)



Percentage of respondents among 4 groups: German Men, Other European Men, Women, Transgender

Barriers among respondents NOT interested in taking PrEP and at high objective risk (N=347)



Percentage of respondents among 2 groups: German Men and Other European Men*

*Women and transgender were not included in this analysis because of low numbers

Conclusions

- Community-based research project to identify people needs
- PrEP knowledge among at-risk respondents surprisingly low; quite high interest in PrEP among this group but low uptake
- Identified gaps in the cascade: information and access
- (Potential) barriers: side effects, need to go the hospital, regular medical check-ups, risk perception
- Whether officially available or not, at-risk populations are interested in taking PrEP and are doing everything they can to get it

#ask4

From research to advocacy...

- **Listen to people needs regarding PrEP**
- **Scaling up access to PrEP to all exposed populations in all European countries**
 - Make PrEP officially available
 - Inside and outside hospitals
 - Develop training programs for all healthcare providers
 - Involve community-based organisations in PrEP provision
- **Improve PrEP information and communication**
 - In terms of quantity AND quality
 - Coming from various sources (institutions, CBOs, medical providers...)

Thank You for your attention

Special thank you to the 15 880 survey respondents!

COORDINATION GROUP



STUDY GROUP



APPROVED BY



SUPPORTED BY

